

# Stock Screener Page - Complete Content Report

## HERO SECTION

**FREE! Kritika Stock Valuations**

**Get Any Stock Valuation in 1 Second**

**By Kritika Yadav CFP® (USA)**

**"This Kritika Screener Empowers You to Spot Undervalued Gems Before the Crowd Catches On"**

## KRITIKA'S PHILOSOPHY SECTION

**Why Most Investors Fail & How You Can Succeed**

**"Investing without checking fundamentals is like sailing without a map - Risky & Uncertain"**

*- Kritika Yadav CFP®*

**The Hard Truth:** 90% of retail investors lose money because they invest based on tips, emotions, and market noise rather than solid fundamentals and proper valuations.







**The Solution:** Our advanced stock screener gives you instant access to the same fundamental analysis tools used by professional fund managers and institutional investors.

## SCREENER INTERFACE SECTION

**Instant Stock Analysis - Powered by Kritika's Methodology**

**Search Any Stock & Get Complete Fundamental Analysis:**

## What You'll Get in Every Search:

 **Complete Financial Health Check** - P/E ratio, ROE, ROCE, and debt analysis  **Valuation Status** - Whether the stock is undervalued, overvalued, or fairly priced  **Quality Rating** - Kritika's expert assessment of business fundamentals  **Price Analysis** - Current price vs 52-week high/low ranges  **Investment Signal** - Clear guidance on investment potential  **Star Rating** - **Easy 5-star** scoring system for quick decisions

## KEY FEATURES SECTION

### What Makes Kritika's Screener Different?

#### Instant Analysis

**1-Second Results** - No waiting, instant comprehensive analysis

Real-time **Data** - **Updated** market prices and fundamentals

Mobile **Optimized** - **Works** perfectly on all devices

#### Professional-Grade Metrics

**P/E Ratio Analysis** - **Current** vs historical averages

ROE & ROCE - **Profitability** and capital efficiency

Debt Analysis - **Financial** safety assessment

Valuation **Status** - **Undervalued**/Overvalued/Fairly Valued

#### Kritika's Unique Scoring

**Fundamental Rating** - **Business** quality assessment

Star Rating **System** - **Easy-to-understand** 5-star scale

Buy/Hold/Sell **Signals** - **Clear action** recommendations

Risk Assessment - **Safety** margin evaluation

## HOW TO USE THE SCREENER

### 3 Simple Steps to Smart Investing:

#### Step 1: Search & Analyze

Enter any NSE/BSE stock symbol or company name

Get instant fundamental analysis in 1 second

Review all key financial metrics at a glance

## Step 2: Interpret Results

**Green Signals**  - **Positive** indicators for investment

Yellow Warnings  - **Areas** requiring caution

Red Flags  - **Potential** risks to avoid

## Step 3: Make Informed Decisions

Compare with Kritika's rating and recommendations

Consider valuation status before investing

Use historical data for better market timing

## EDUCATIONAL SECTION

### Learn to Read Like a Pro

#### Understanding Key Metrics:

 **P/E Ratio (Price-to-Earnings)**

**Below 15: Generally undervalued**

15-25: Fairly **valued** for most stocks


Above 25: May be **expensive** (check growth prospects)

 **ROE (Return on Equity)**

**Above 15%: Excellent profitability**

10-15%: Good **performance**

Below 10%: Average **or poor** performance

 **ROCE (Return on Capital Employed)**

**Above 20%: Exceptional capital efficiency**

15-20%: Very good **business** quality

Below 15%: Average **capital** utilization

 **Debt-to-Equity Ratio**

**Below 0.5: Low debt, financially safe**

0.5-1.0: Moderate **debt, manageable**

Above 1.0: High debt, **requires** caution

 SPECIAL FEATURES

## Exclusive Kritika Insights

### Pattern Recognition

Our screener identifies the same patterns Kritika uses to spot multibagger opportunities:

Hidden value in fundamentally **strong** companies

**Temporary price dips in quality businesses**

Growth acceleration in **emerging sectors**

 **User-Friendly Interface**

**Clean Design - No clutter, just essential information**

Color-coded Results - **Quick visual understanding**

Export Options - Save **analysis for later** review

Watchlist Feature - Track **multiple stocks**

### SUCCESS STORIES

## Real Results from Our Screener Users

**"Used Kritika's screener to identify undervalued pharma stocks in March 2023. My portfolio gained 45% in 8 months!" - Rajesh M., Mumbai**

**"The screener helped me avoid overvalued tech stocks during the recent correction. Saved me from major losses!" - Priya S., Bangalore**

**"Found 3 multibagger small-caps using fundamental filters. Best investment tool I've ever used!" - Amit K., Delhi**

### IMPORTANT DISCLAIMERS

## Investment Guidance & Risk Warning

### How to Use This Tool:

**Educational Purpose:** This screener is designed for learning and research

1. Not Financial Advice: Results are **analytical data**, not buy/sell recommendations
2. Do Your Research: Always **verify information** and consult professionals
3. Risk Management: Never invest **more than you** can afford to lose

#### 4. ⚠ Risk Factors:

**Market Volatility:** Stock prices can fluctuate significantly

Data Accuracy: While we **strive for accuracy**, always cross-verify data

Investment Risk: All investments **carry risk** of loss

Professional Consultation: **Consider consulting a financial advisor** for personalized advice

#### CALL TO ACTION SECTION

### Ready to Start Smart Investing?

 **Try Our Free Screener Now**

**Search any stock and get instant fundamental analysis**


[ **SEARCH STOCKS NOW**] [ **VIEW SAMPLE ANALYSIS**]

 **Want to Learn More?**

**Master stock analysis with our comprehensive courses:**

 **Stock Selection Masterclass - Learn Kritika's proven methodology**

 Small Cap Explosion - Discover **hidden gems before others**

 IPO Gold Mine - Master new listing **opportunities**

 Multibagger Penny Stocks - Find **explosive growth potential**

[ **VIEW ALL COURSES**] [ **GET EXPERT GUIDANCE**]

#### **SUPPORT & COMMUNITY**

Join Thousands **of Smart Investors**

 **Get Help:**

**Email Support:** [screener@kritikatopstocks.com](mailto:screener@kritikatopstocks.com)

**Video Tutorials:** Step-by-step screener **usage guides**

**FAQ Section:** Common questions answered

**Live Chat:** Instant help during market **hours**

 **Community Features:**

**Discussion Forum:** Share analysis and insights

**Weekly Webinars:** Live stock analysis sessions

**Expert Q&A:** Direct access to Kritika's **guidance**

**Success Stories: Learn from other investors' experiences**

 **TECHNICAL SPECIFICATIONS**

## **Screener Capabilities**

### **Data Coverage:**

**3000+ Stocks - Complete NSE and BSE coverage**

**Real-time Updates** - Live market data integration

**Historical Data** - 10+ years of fundamental **analysis**

**Sector Analysis** - Industry-wise comparison **tools**

 **Technical Features:**

**Lightning Fast - Sub-second search results**

**Mobile Responsive** - Perfect on all devices

**Data Export** - Excel and PDF download options

**API Integration** - Seamless data connectivity

 **Security & Privacy:**

**SSL Encrypted - Secure data transmission**

**Privacy Protected** - No personal data stored

**GDPR Compliant** - International privacy standards

**Regular Updates** - Continuous improvement and **bug fixes**

 **FINAL MESSAGE**

From Kritika Yadav CFP®

**"This screener represents years of my experience in fundamental analysis, condensed into a simple, powerful tool. Use it wisely, learn continuously, and remember - successful investing is a marathon, not a sprint."**

**"May your investments multiply and your financial dreams come true!"**

**Happy Investing! Kritika Yadav CFP® Certified Financial Planner (USA)**  
**Your Guide to Financial Freedom**

 **Start Your Journey to Smarter Investing Today!**

**[ ACCESS FREE SCREENER] [ LEARN FROM COURSES] [ JOIN COMMUNITY]**

**Disclaimer:** This tool is for educational purposes only. Please consult with a qualified financial advisor before making investment decisions. Past performance does not guarantee future results.